



PINAR SÜT MAMULLERİ SANAYİİ A.Ş.

INVESTOR PRESENTATION



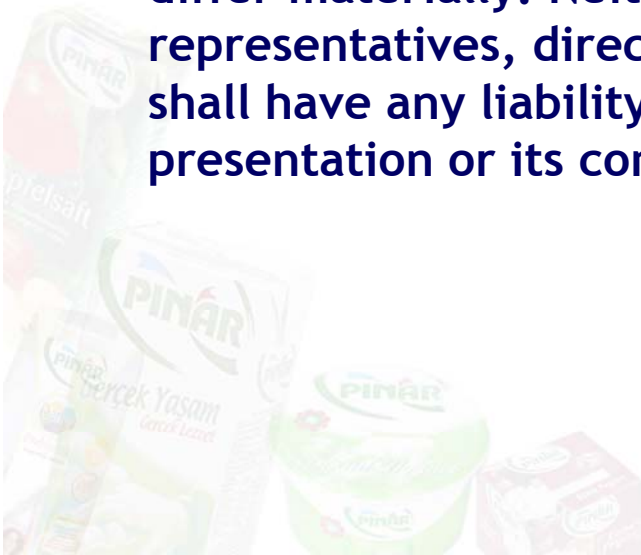
October 2007



Disclaimer

This presentation does not constitute an offer or invitation to purchase or subscription for any securities and no part of it shall form the basis of or be relied upon in connection with any contract or commitment whatsoever.

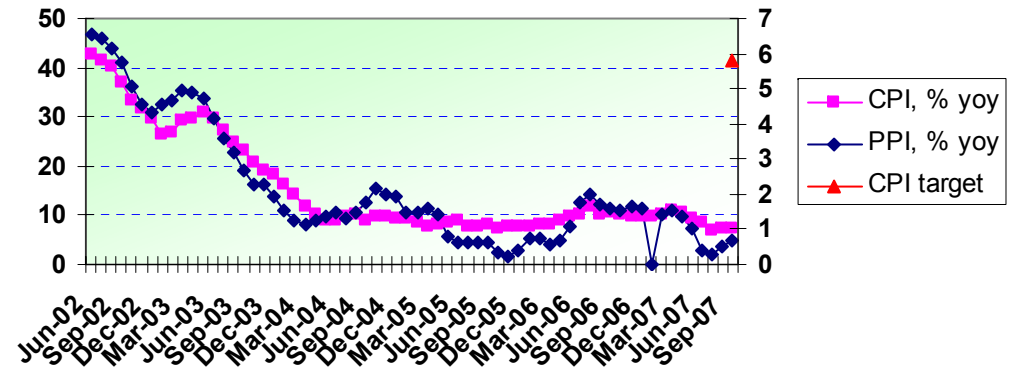
This presentation contains forward-looking statements that reflect the company management's current views with respect to certain future events. Although it is believed that the expectations reflected in these statements are reasonable, they may be affected by a variety of variables and changes in underlying assumptions that could cause actual results to differ materially. Neither Pınar Süt nor any of its affiliates, advisors, representatives, directors, managers or employees nor any other person shall have any liability whatsoever for any loss arising from any use of this presentation or its contents or otherwise arising in connection with it.



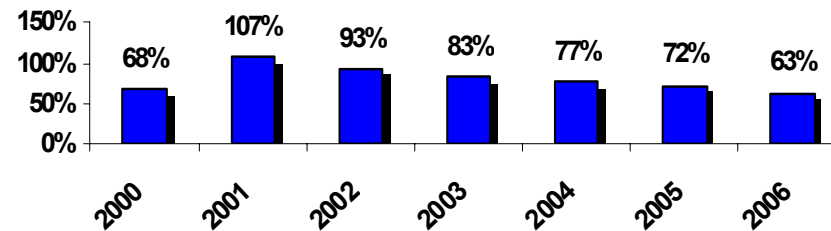
Macro Economic Review of Turkey

- Successful implementation of structural reforms and sound economic policies
- Inflation declined to single digits after 35 years
- Turkey turned into a favorite FDI destination (20,1 Billion USD in 2006)
- Privatization revenues exceeding government targets
- Increased levels of efficiency and productivity
- Debt dynamics improved on the back of significantly declining interest rates, strong YTL and tight fiscal policies
- Market confidence restored and sustained

CPI Development in Turkey



Public Gross Debt Stock





Yaşar Group At a Glance

- **Established in 1945**
- One of the Turkey's most important and highly respected conglomerates
- Core businesses: **Food & Beverage and Paint**
- Non-core businesses: Tissue, Trading and Services
- **24 companies, 3 foundations, over 6,700 employees**
- Consolidated revenues of approx. **US\$ 1,1 bn** and EBITDA of **US\$ 109 mn** in FY2006
- **Six subsidiaries listed on the Istanbul Stock Exchange**, combined market cap* **YTL 1.007 mn.**
- Prominently in Turkish economy with 5 companies ranking **among top private 500 of Turkey**
- Widespread and effective **distribution network** in FMCG market
- **R&D** expertise, proven product innovation capabilities
- Strong track record as an **“innovator”** in Turkey
- **Marketing** expertise, strong brand portfolio
- **Strong presence** in Turkish food & beverage and paint industries
- **IT Systems**

* As of September 24,2007




Market Leader in Food and Beverages: PINAR

- Launched in **1975**, Pınar is the market leader in many sub-segments of FMCG
- Pınar brand is internationally recognised, especially in the Gulf countries
- Selected among “Turkey’s Superbrands” in 2005 with **99%** brand awareness and ranked **#1** according to the brand potential index (*source: GFK-2005*)
- **#1** Turkish brand that comes to mind in “milk“, “processed meat“ and “water“ (bottled and home&office delivery) categories (*source: ACNielsen-2006*)
- **6th** most valuable brand in Turkey with an estimated brand value of **\$802 million** (*source: Brand Finance-2005*)
- As one of the most valuable Turkish brand, part of the **Turquality** project supported by the Turkish government
- According to the “Turkey Customer Satisfaction Index”, selected the **best brand** in non-alcoholic beverages sector (*source: Kalder-2006Q2*)
- **Online traceability** of the production through





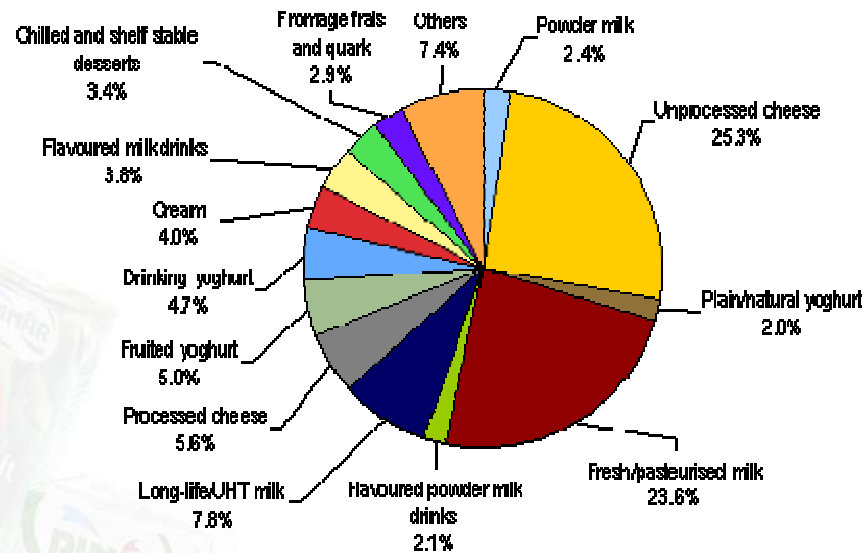
DAIRY INDUSTRY



Dairy Industry

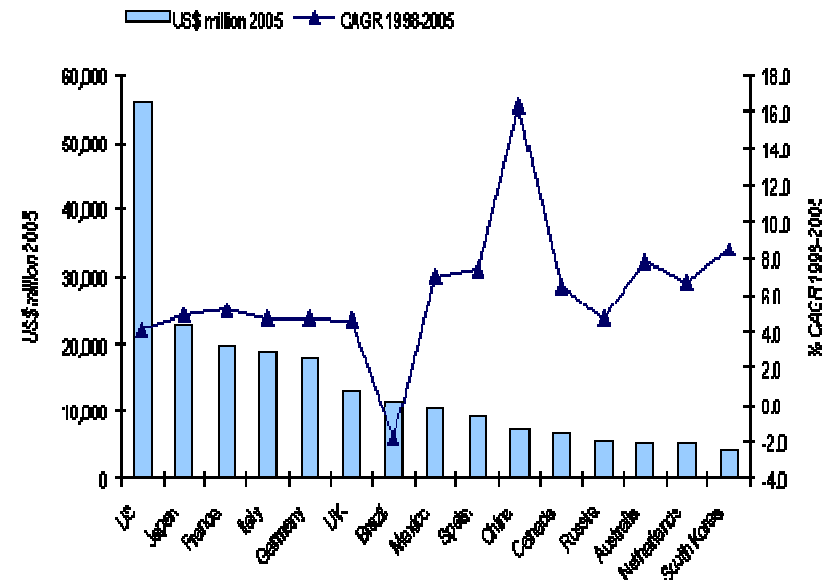
- Global dairy market (US\$ 260 bn) growing at 3% p.a.
- Global supply and demand is not balanced
 - Production increase 2%; Demand increase 3% → **GAP**

•Global Sales of Dairy Products by Sector: 2005 % Value Breakdown



Source: Euromonitor International
 Note: Included in Others: goats milk (0.04%), chilled snacks (0.3%), coffee whiteners (0.8%), sour milk drinks (0.7%), soy drinks (0.3%), soy milk (1.0%), probiotic yoghurt (1.2%), condensed/evaporate milk (1.4%) and flavoured yoghurt (1.6%)

•Major Markets: 2005 Value Sales and Period % Growth



Source: Euromonitor International



Dairy Products Sector In Turkey

- Dairy sector is one of the **fastest growing markets** with an average rate of **6%** for the last decade.
- Annual milk production in Turkey is **10 million tons (\$3 bn)**, only **%30 registered**
- The registered milk market has **grown by 12-14% in 2005**. Per capita milk consumption is 80 kg in EU and 92 kg in USA, with a total of respectively 149 kg and 320 kg.
- The registered milk market has grown by 15-20% in 2006

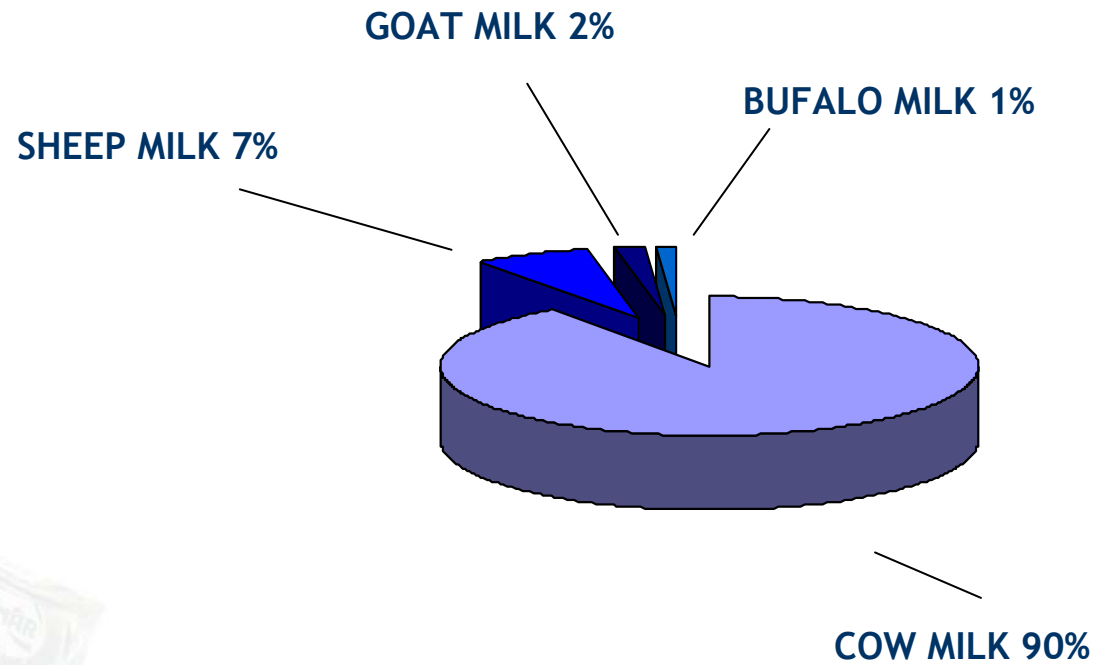
	Amount (billion kg)
Total Milk Production	10
Family Consumption	3,5
Sold in the Market	6,5
Dairy Farm	3,6
Unpacked Milk	1,0
Industrial	1,9

	Industrial Production	
	Amount (million kg)	Per Capita Consumption (kg)
Processed Drinking Milk	485	6,9
Yogurt	975	13,9
White Cheese	250	3,6
Butter	150	2,7
TOTAL	1 860	27,1

Source: HTP, SETBİR (Association of Milk & Meat Producers)



Milk Sources in Turkey



Çocuklar yaramazsa biraz,
Onların ekmeğine;
Söz Dinleyen Beyaz
Pinar süt dinlemez, ekmeğin üzerinden diğer.
Pinar Beyaz ekmeğe rahatça sürülür, hiç düşmez.
Hiçbir çocuk Pinar Beyaz'ın lezzetine dayanamaz,
Pinar Beyaz anneleri mutlu eden Beyaz.





Potential Effects of EU Conformity Period

An increase in the;

- Registered milk production rate to 50%
- Dairy products export due to the start of exports to EU countries
- Quality of the milk collected
- Demand of the packaged products
- Quality awareness of consumers
- Average milk productivity
- Amount of milk processed in modern industrial dairies
- Competition in the market
- Demand on safe food
- Milk production in organised plants rather than individual milking





PINAR SÜT Is Ready for EU

- EU standards production plant
- Latest technology through the whole supply chain
- Milk procurement organisation in compliance with EU legislation
- Advanced laboratory competence available on field
- 252 contracted farms
- Supplier based performance measurement
- 100% traceability from farm to fork
- Support and training of 35000 milk producer, helping to boast quality under the supervision of 130 contracted veterinarians.
- Raw milk collection twice a day
- Sustainable qualified human resources





Dairy Products Sector Promises High Potential For Growth

- Significant **growth potential with 7-10% p.a.** on average, with major drivers of this growth including favourable Turkish economic and demographic developments and close proximity to EU and Middle East markets
 - Growing trends towards **packaged products** for health and hygiene reasons
 - Increase in the number of working women, leading to an increase in demand for **ready meals**
 - Rising education levels, affecting consumption decisions for **branded and healthy products**
 - Consumer trends towards **value-added and enriched products** (i.e. functional products)
- **Branded Products:** Pınar is ahead of competition on **brand recognition, product quality, corporate image and reputation, customer loyalty and consistency of supply**





COMPANY OVERVIEW





Company History: Pioneer and Leader of Modern Turkish Dairy

1975...

The first UHT milk and packed dairy products plant in Turkey was founded (biggest milk production facility in the Middle East): PINAR SÜT



1982

Milk, cheese, butter, yoghurt and milk with tarwberry began to be exported the Central European and Middle East countries and the TRN Cyprus.

1997

New plant founded in Eskişehir



2003

Agreement with Sodima SAS for the production of fruit yogurt under Yoplait brand

2005

First organic milk in Türkiye, Pınar Organic Milk,

First prebiotic/probiotic products, Pınar Prebiotic/Probiotic Light Yoghurts were introduced

1975 '80 '85 '90 '95 '00 '02 '04 '06 2007

1978

Pınar Sliced Kaşar Cheese and Cream Cheese were introduced

1983

Pınar Fodder was established

1985

Labne was introduced in the domestic market

1984

Production of Labne cheese, honey and marmelade began. Export of many products to Kuwait, Cyprus and Germany began.

1980

Kraft-Pınar Cooperation was established

1994

Light mayonnaise was introduced

1999

Functional milk was introduced

2001

UHT plastic bottled milk introduced

2004

Pınar Kafela, Karamela and Çikola were introduced

www.pinarmutfagi.com was established

2007

YOPI is introduced



Launch Of New Products-I

- 1975 **First UHT Milk in Turkey.** Cheese, yoghurt, butter and milk powder
- 1976 **First pasteurized freshcream cheese and cocoa milk**
- 1978 Pınar Sliced Kashkaval and Spreadable Cheese
- 1980 Kraft Pınar cooperation. Pınar Deram, Raglet, Maribo and Cheddar
- 1983 **First mayonnaise**, salad sauce, Pınar Feta cheese and Pınar whipped topping
- 1984 "Labaneh" cheese, honey, marmelade.
- 1986 Ketchup; black berry juice and lemonade
- 1987 Dairy products, cheese, sweetened sauces and syrups for Mc Donald's
- 1988 Salep, flavored and cocoa puddings
- 1992 **First low-fat Form Milk in Turkey and Çikolasüt (milk with real chocolate)**
- 1994 Light mayonnaise
- 1995 UHT Fruit yoghurt and deserts, Light, extra light yoghurt and light triangular process cheese





Launch Of New Products-II

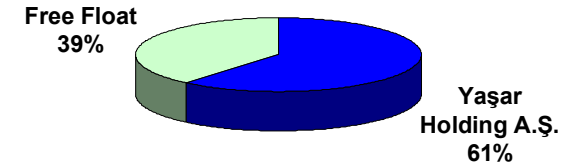
- 1996 Feta cheese, İzmir "tulum" cheese, Roll of butter
- 1997 Kido milk family, Light Feta Cheese, Mozzarella, Shredded Cheese, Camambert Goat Chees
- 1999 Functional Milk (Lactose-free milk; Pınar Denge Calcium+ Vitamins A, D, E Milk)
- 2000 **First automatical process for "Fat On Top Yoghurt"**
- 2003 Yoplait fruit yoghurt in cooperation with Yoplait
- 2004 Pınar Swiss Chocolate and Canım Çekti Danish Butter Cookies
Enjoyable Milk for the Big Ones:Kafela, Karamela and Çikola
- 2005 **First organic milk in Turkey: Pınar Organic Milk**
First Pınar Prebiotic Milk and Pınar Prebiotic/Probiotic Yoghurt
- 2005 Ezine cheese
- 2006 Pomegranate Huice
- 2007 Functional 100% Fruit Juices



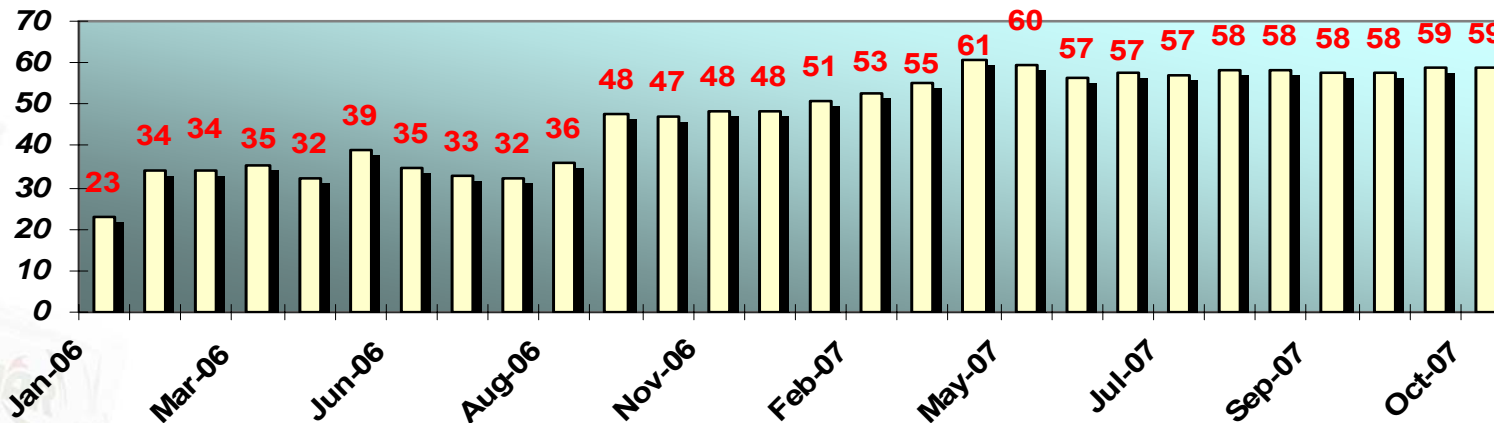


Ownership Structure

- Listed in Istanbul Stock Exchange
- % 39 of total outstanding shares in free float
- Price at September 19,2007 → TRY 7.60
- Market Cap (\$mn) : 276



The Foreign Stake in the Float (%)





Raw Milk Collection

252 FARMS 34%



INDIVIDUAL PRODUCERS



240 VILLAGE %25



70 COOPS % 21



17 TRADERS %20



362 COOLLING CENTERS



PROCESSOR



TRANSPORTATION



Notable Participation Value



Yaşar Birleşik
Pazarlama Dağıtım
Turizm ve Ticaret
A.Ş. (YBP)

Ownership %
31.95%

Carrying Value
22.1 M YTL

Sales and distribution of
products of Pınar Süt,
Pınar Et & other food
products



Pınar Foods GmbH,
Germany

Ownership %
44.94%

Carrying Value
1.2 M YTL

Production and
distribution of water and
food products in Europe



Pınar Anadolu Gıda
San. ve Tic. A.Ş.

Ownership %
20.00%

Carrying Value
1.0 M YTL

Production of dairy and
meat products in Yozgat





Notable Participation Value



Pınar Entegre Et ve Un Sanayii A.Ş.

Ownership %
12.58%

Carrying Value
16.9 M YTL

Production of processed and frozen meat products- open to public



Çamlı Yem, Besicilik San. ve Tic. A.Ş.

Ownership %
5.59%

Carrying Value
8.4 M YTL

Agribusiness- Feed production, fish, cattle and turkey farming



Pınar Su Sanayi ve Ticaret A.Ş.

Ownership %
8.81%

Carrying Value
4.9 M YTL

Bottling of drinking water and water products- open to public

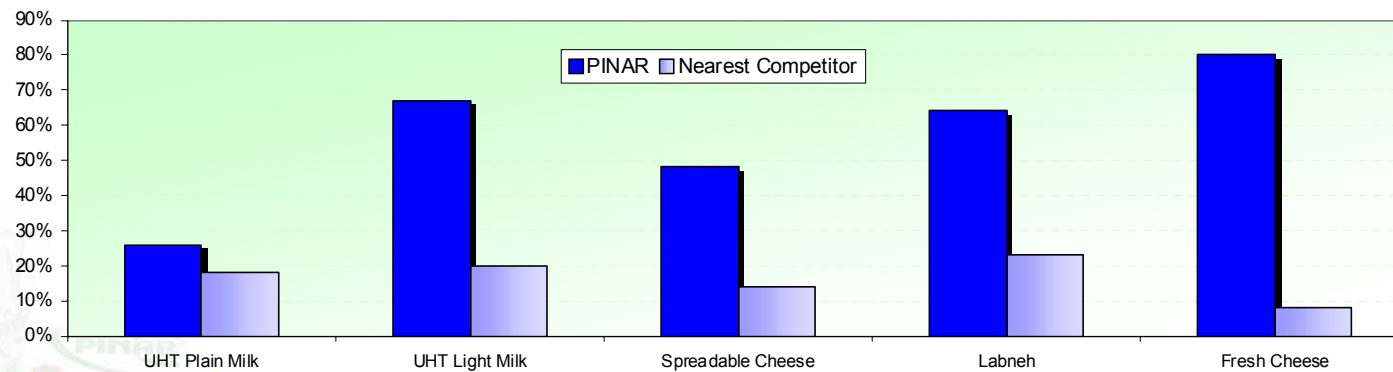




Market Position

PRODUCT	MARKET SHARE (%)	POSITION
UHT LIGHT MILK	67	LEADER
UHT MILK	26	LEADER
SPREADABLE CHEESE	47	LEADER
*Labaneh	64	LEADER
*Fresh Cheese	80	LEADER
FLAVORED MILK	21	SECOND
MAYONNAISE	24	LEADER
BRICK BUTTER	13	SECOND

Market Share Comparison

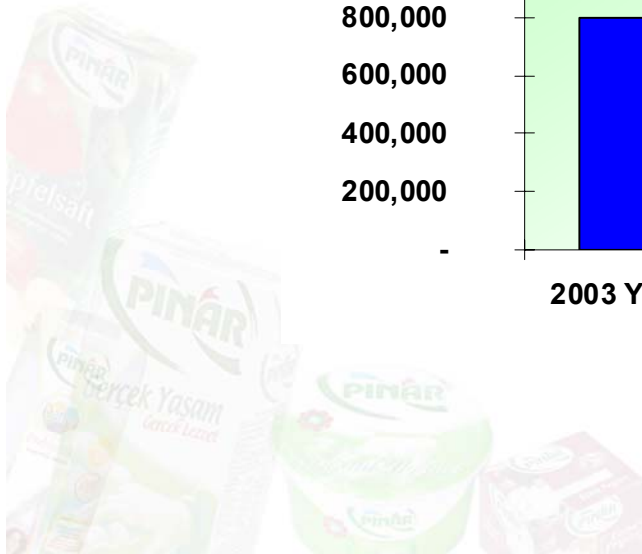
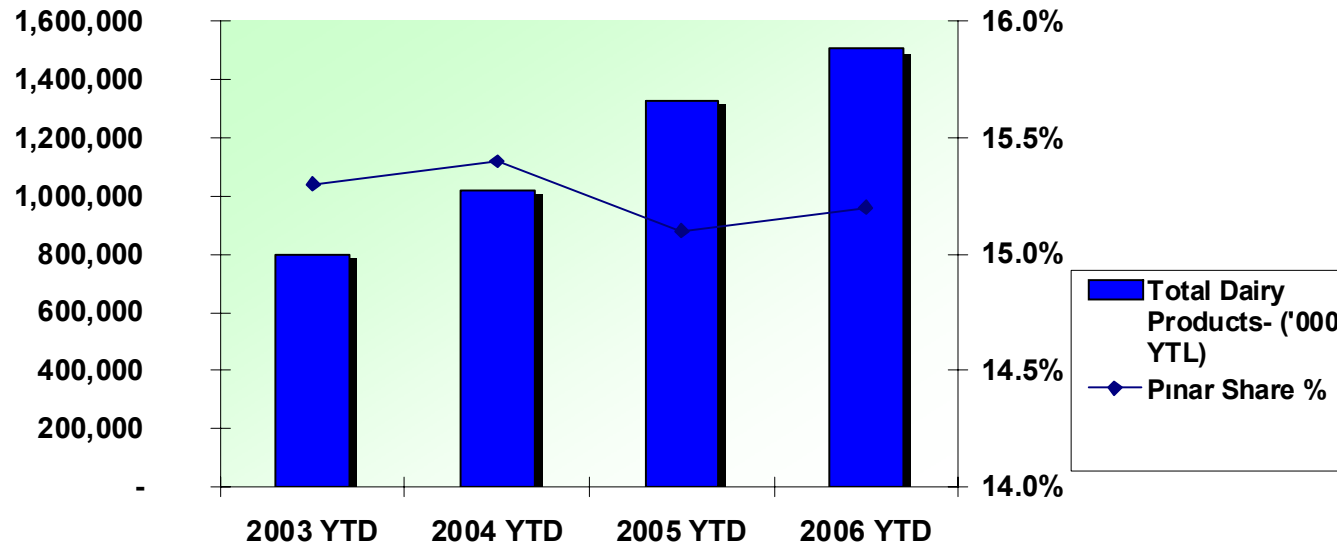


Source: AC Nielsen



Marketing Expertise

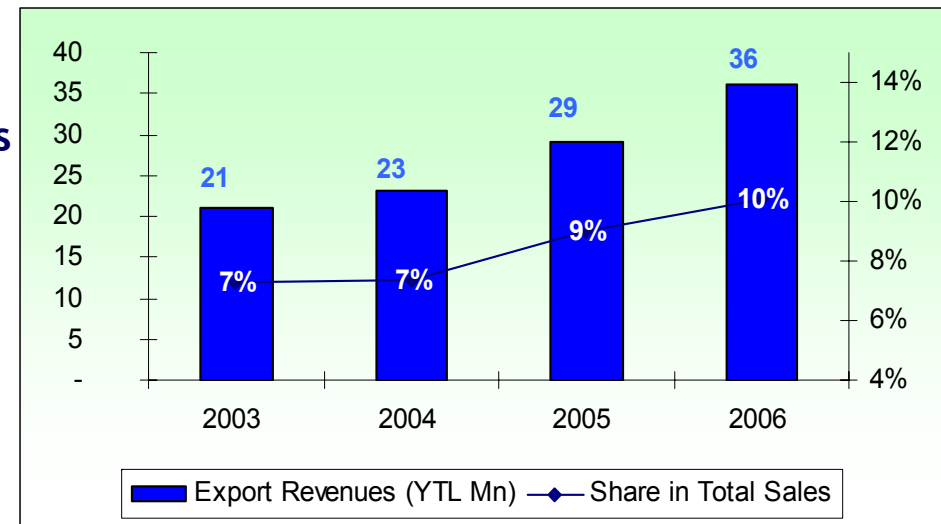
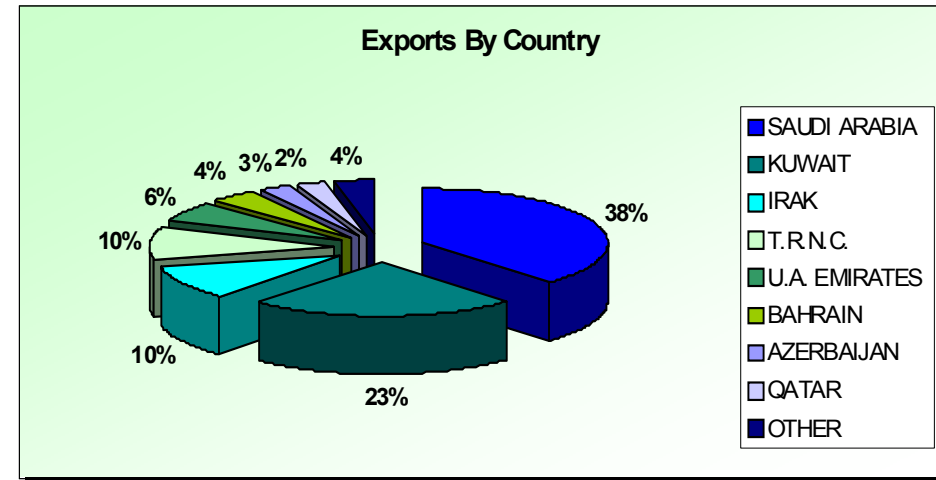
- The market is continuously growing
- Pınar Süt is maintaining the leadership in the market without losing market share





Export Success: Target Market Tastes Are Met

- PINAR SÜT realizes 40% of Turkey's Dairy Product Exports
- %45 market share, in the countries it exports to
- 26 countries from Middle East to Europe, from U.S.A. To China
- Leader in Saudi Arabia and Kuwait with Labaneh Cheese
- Target market tastes are met through marketing and packaging
- Exports sales doubled from 2003 to 2006 together with the share of exports in total sales



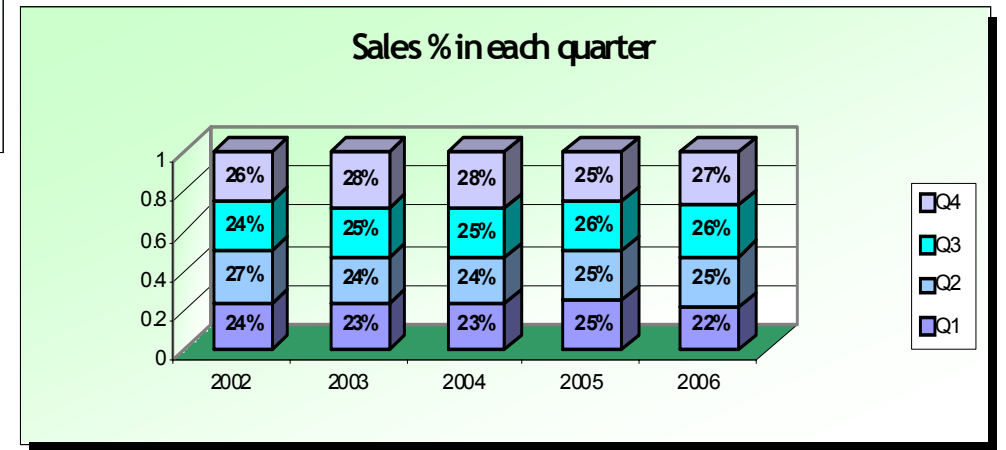
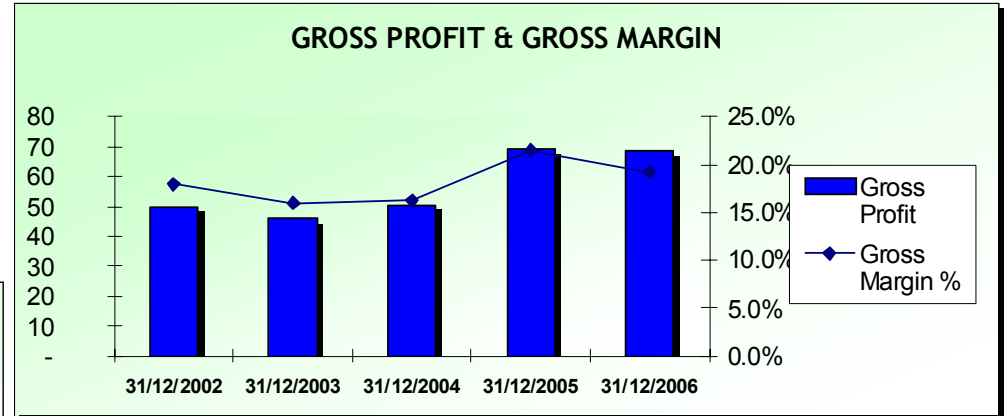
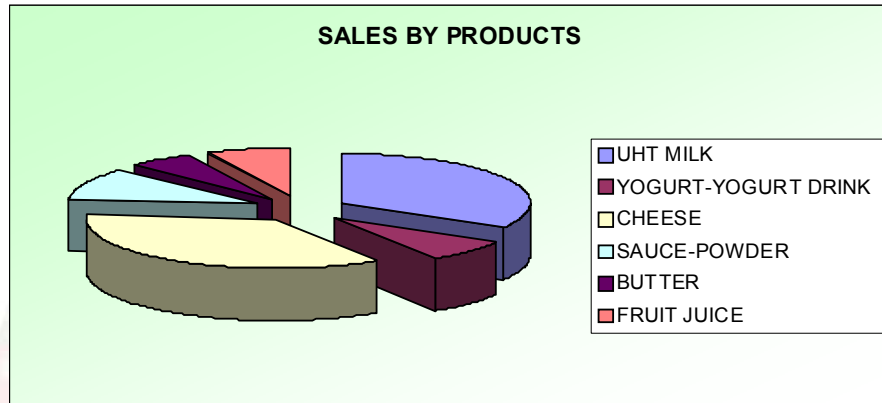


FINANCIAL PERFORMANCE

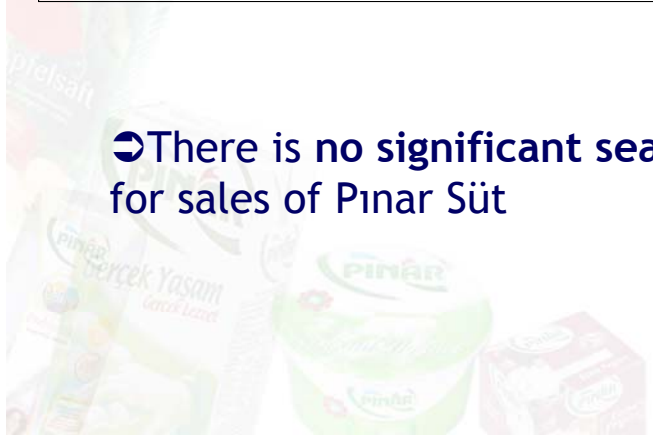




Gross Profit Margin & Sales by Product & Seasonality

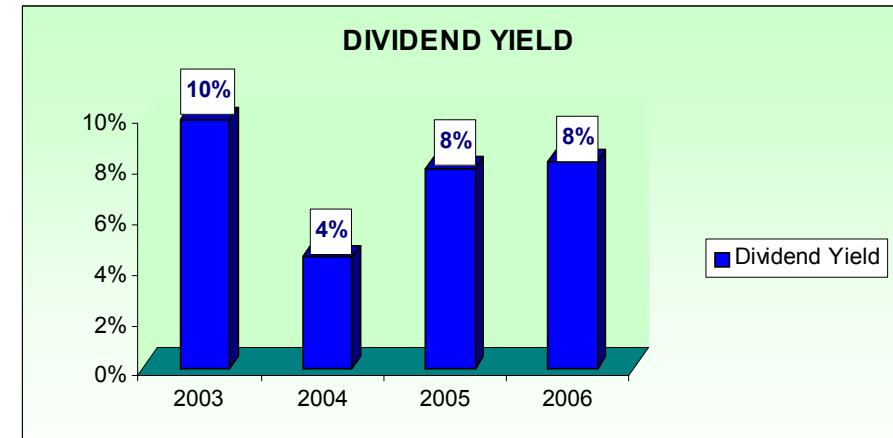
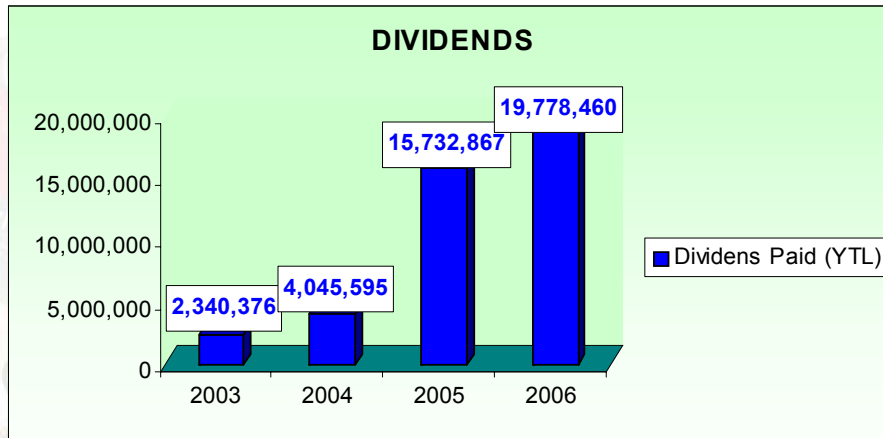
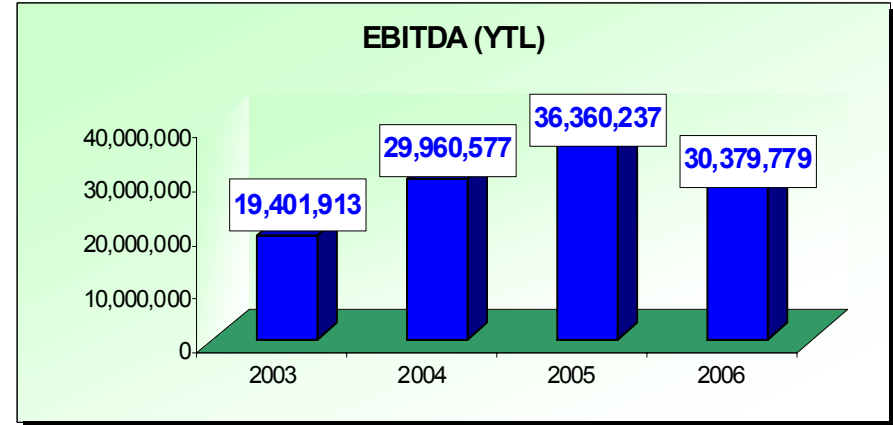
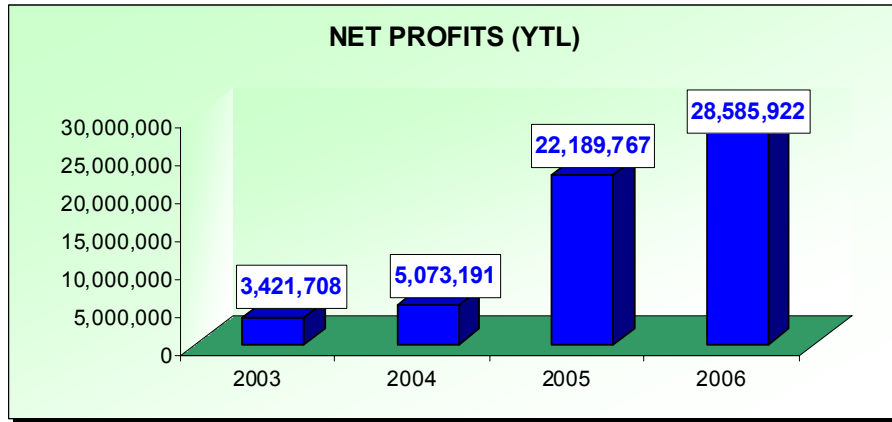


➔ There is no significant seasonality for sales of Pınar Süt





Performance Highlights





Consolidated Income Statement (Mn YTL)

	1H07	2Q07	1Q07	FY06	1H06	2Q06	1Q06	FY05
OPERATING REVENUE	218	110	108	357	169	90	80	321
Net Sales	218	110	108	357	169	90	80	321
Cost of Sales	(169)	(87)	(82)	(289)	(135)	(71)	(64)	(252)
GROSS PROFIT	49	23	26	68	34	19	16	69
Operating Expenses	(26)	(14)	(12)	(50)	(29)	(16)	(13)	(43)
NET OPERATING PROFIT	23	9	14	18	5	3	3	26
Other Income	11	8	3	25	21	15	5	22
Other Expenses	(0)	(0)	(0)	(6)	(1)	(1)	(0)	(4)
Financial Expenses	3	2	(1)	(12)	(16)	(14)	(2)	(11)
OPERATING PROFIT	31	15	16	25	9	3	6	33
PROFIT BEFORE TAXATION ON INCOME	31	15	16	25	9	3	6	33
Taxes on Income	(6)	(3)	(3)	3	4	6	(2)	(10)
NET PROFIT FOR THE YEAR	25	13	13	28	13	9	4	23
EBITDA	29	12	17	30	11	5	5	36
EBITDA	13.4%	11.3%	15.5%	8.5%	6.2%	6.0%	6.5%	11.3%
EBIT	10.4%	8.2%	12.7%	5.2%	2.7%	2.4%	3.1%	8.1%
GROSS MARGIN	22.2%	20.3%	24.1%	19.2%	20.1%	20.2%	20.0%	21.5%
NET PROFIT MARGIN	11.3%	11.5%	11.1%	8.0%	7.2%	8.9%	5.2%	6.9%



Financial Overview

- Consolidated net sales of app. YTL 218 mn and EBITDA of YTL 29mn
- EBITDA margin of 13.4%
- Pınar Süt has increased its net sales over the years

KEY PERFORMANCE INDICATORS (IFRS-CONSOLIDATED)			
	30.06.2007	30.06.2006	Change (%)
NET SALES (YTL)	217,703,033	169,152,757	29%
COST OF GOODS SOLD (YTL)	(169,360,617)	(135,125,560)	25%
GROSS PROFIT (YTL)	48,342,416	34,027,197	42%
GROSS PROFIT MARGIN	22.2%	20.1%	10%
EBITDA (YTL)	29,155,969	10,525,912	177%
EBITDA MARGIN	13.4%	6.2%	115%



Key Ratios & Net Financial Debt: Improved Financial Standing

	June 30, 2007	June 30, 2006
Current Ratio	1.54	1.15
Leverage Ratio	36%	67%
Interest Coverage Ratio	18.85	3.29
S/T Financial Debt/Total Financial Debt	0.29	0.73
Net Financial Debt /EBITDA	0.28	4.46
Total Financial Debt / Equity	0.08	0.31

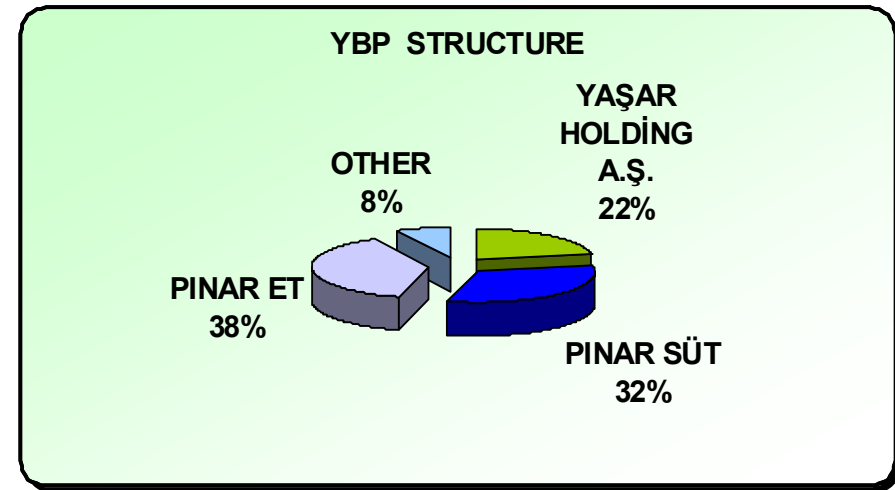
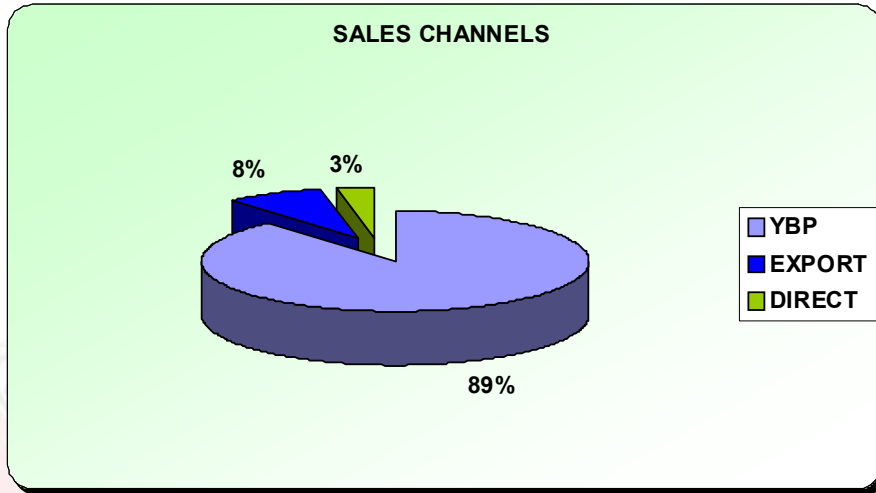
(Mn YTL)		
Cash & Cash Equivalents	3.6	0.9
S/T Borrowings	5.6	49.6
L/T Borrowings	13.7	17.7
Net Financial Debt	15.7	66.4





Sales and Distribution

- Domestic sales of Pınar Süt are realised through Yaşar Birleşik Pazarlama A.Ş. (YBP)





YBP - Yaşar Birleşik Pazarlama A.Ş.

- **The second biggest food sales & distribution network in Turkey**
- **Specialised in one-way, packaged, high-quality, fast moving consumer goods**
- **Approximately US\$ 500 Th/year turnover, 1000 employees with 7 profit centers**
- **132 distributors with warehouses covering all over Turkey in addition to direct sales team in major cities**
- **Having a distribution team fleet of 762 trucks, composed of 267 Direct Sales and 495 Sub-Distributors trucks**
- **6 distribution centers in major cities, each with +4C, -18C and dry storage facilities**
- **Approximately 155.000 points of sale covered**





YBP Product Portfolio

➤ DAIRY (PINAR SÜT&PINAR ANADOLU)

- ▶ Milk (UHT, Pasteurized, Flavoured)
- ▶ Yoghurt (Plain, Fruit, yoghurt drink)
- ▶ Functional dairy products
- ▶ Butter
- ▶ Fruit Juices
- ▶ Powder Products (Pudding, Cream, Milk Powder)
- ▶ Sauce (mayonnaise, ketchup, mustard, chocolate), honey, jam
- ▶ Cheese Products

➤ OTHER (Various Supplier)

- ▶ Olive & Sunflower oil
- ▶ Honey
- ▶ Pickle
- ▶ Frozen Potato

➤ PROCESSED MEAT (PINAR ET&PINAR ANADOLU)

- ▶ Meat & meat products
- ▶ Frozen meat balls
- ▶ Turkey based products
- ▶ RTE meat&turkey products
- ▶ RTE Fish Meals
- ▶ RTE Sea Foods

➤ CONFECTIONARY (Ferrero)





Investment Highlights

- Modern and efficient production processes employing the latest technology
- Wide-spread distribution network, strong brands with very high brand awareness
- Leader in Turkish Dairy Products Sector
- Advanced R&D facilities with competencies in product development
- Innovative product launches every year supported with aggressive marketing
- High quality, hygienic and EU standard production
- Competitive cost structure
- Evident growth in consumer wealth and Turkey's favourable demographics are expected to expand the market
- State-of-the-art technology in logistics management with satellite link technology, datalogger applications, double-deck loading systems.
- Increasing export potential
- Advanced IT structure
- Group synergies





APPENDICES





Awards and Certificates

- 2000 “Golden Packaging Award” by TSI (Turkish Standart Institute) for 3 products
- 2000 World Star Award by WPO (World Packaging Organisation) for Pınar Kido Mini Cheese
- 2001 The Research and Development Encouragement Award from TÜBİTAK
- 2002 The Aegian Region Quality Award by KALDER (Turkish Quality Assosiation) (Evaluated against EFQM Excellence Model)
- 2003 ISO 14001 Environmental Management System Certification
- 2003 “10’t h year with ISO 9000 Standart Award” by TSI
- 2004 “Golden Packing Award” by TSI for 2 products. The first prize in the “Eating/Drinking Sector” category of Altın Örümcek (Golden Spider) web contest for its www.pinarmutfagi.com website
- 2004 Worldstar Award by WPO (World Packaging Organisation) for Kafela and Yoplait Fruit yoghurt
- 2004 TSE 13001 HACCP (Food Safety System Certification)
- 2005 The Consumer Quality Award in meat, milk and products category
- According to the “Turkey Customer Satisfaction Index”, selected the best brand in non-alcoholic beverages sector (source: Kalder-2006Q2)



PINAR SUT - PINARBAŐI / İZMİR SITE

- Total area
130.118 sqms
- Closed area
40.854 sqms



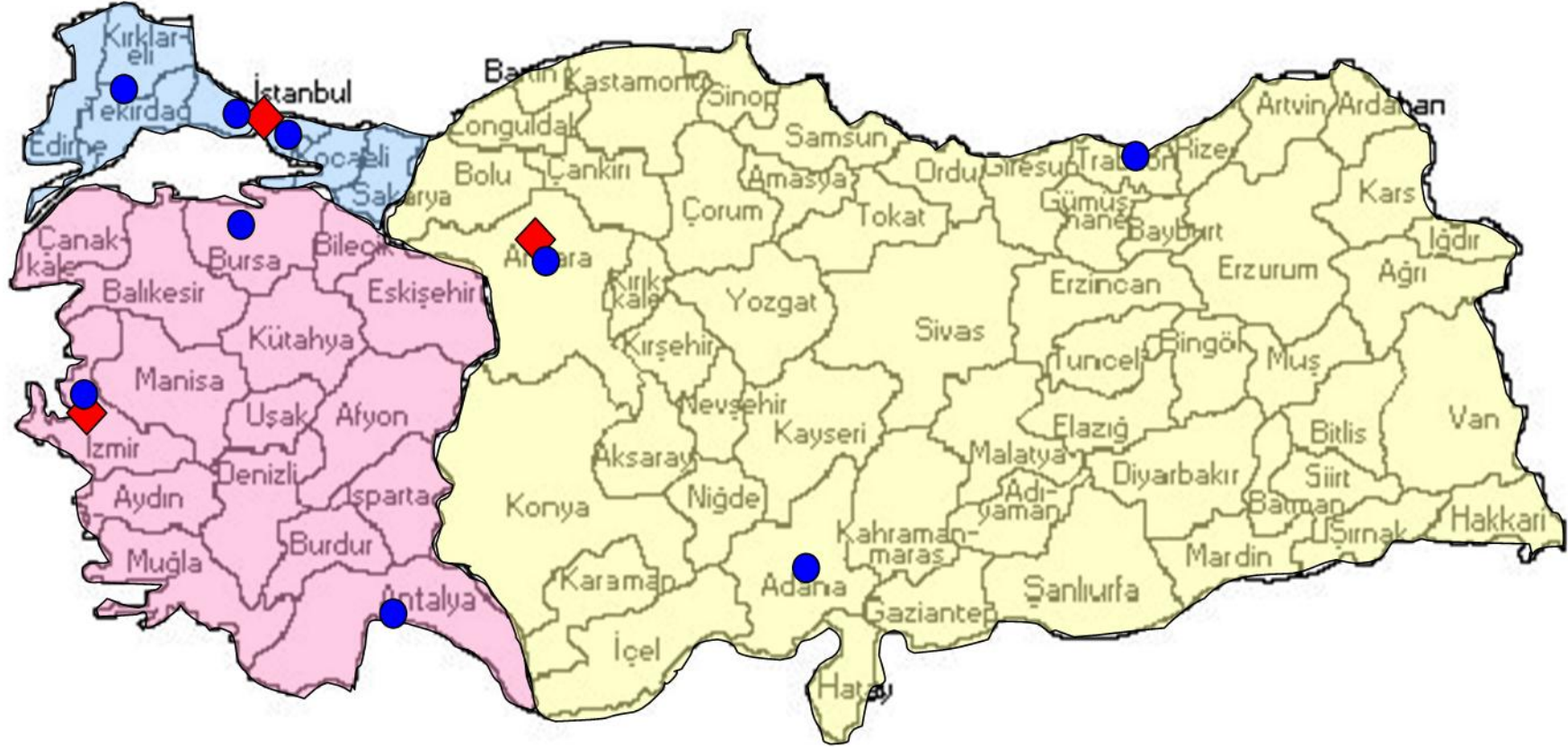


PINAR SUT-ESKİŞEHİR SITE

- Total area
149.976 sqms
- Closed area
16.650 sqms



YBP Regions



- ◆ Region Sales Directors
- Area Sales Managers

